

The background features a large, semi-transparent watermark of the University of Nevada, Las Vegas seal. The seal is circular with a scalloped edge and contains a landscape scene with mountains, a river, and a building. The text "UNIVERSITY OF NEVADA" is at the top, "PRO PATRIA" is at the bottom, and "VEGAS" is written in large letters across the bottom. There are stars around the inner border of the seal.

On Point

UNLV

UNIVERSITY OF NEVADA, LAS VEGAS

On Point P

CONTENTS

About UNLV	3
Student Level Enrollment	5
Undergraduate Enrollment by Residency	6
Undergraduate Minority Enrollment by Ethnicity	7
Spotlight: Undergraduate Kevin Ashi	8
Undergraduate Minority Enrollment	10
Honors College Enrollment.....	11
New Freshmen and Transfer Enrollment.....	12
Spotlight: UNLV School of Medicine	13
Professional Enrollment by Residency.....	15
Professional Enrollment by Ethnicity	16
Average ACT Scores of New Freshmen.....	17
Average High School GPA of New Freshmen	18
Retention Rate.....	19
Spotlight: Innovation in Academics	20
Total Degrees Conferred.....	22
Persistence and Graduation of New Freshmen Minorities	23

Persistence and Graduation of New Freshmen	
Non-minorities.....	24
Spotlight: Diversity	25
Persistence and Graduation of New Transfers.....	27
Faculty Minority Representation	28
Total Number of Donors	29
Spotlight: Hospitality Hall	30
Total Gift and Commitment Support	31
Spotlight: UNLV Institute Makes Medicine Personal	32
Research Expenditures	34
UNLV's Resident and Non-Resident Tuition Rank	
Among 39 WICHE Institutions.....	35
2017-18 Actual Revenues	36
2017-18 Actual Expenditures	37
Spotlight: Economic Development	38
Education and General Expenditures	40

About UNLV

The University of Nevada, Las Vegas (UNLV) is a public research institution committed to rigorous educational programs and promoting well-being and achievement through education, research, scholarship, and creative activity.

UNLV recently achieved R1 “very high research activity” status according to the Carnegie Classification of Institutions of Higher Education. UNLV is now one of 130 institutions—out of 4,000 colleges and universities nationwide—to hold R1 status, the gold standard for university research metrics.

Since its first classes were held on campus in 1957, UNLV has transformed from a small branch campus into a thriving university. UNLV offers more than 290 bachelor’s, master’s, and doctoral degree programs and 100 certificate programs, including internationally and nationally recognized programs in hotel administration, engineering, business, creative writing, conflict resolution, legal writing, and nursing.

Two-thirds of UNLV's 120,000 alumni live in the Silver State, working as teachers and health care professionals, entertainment engineers, entrepreneurs and business leaders, practicing law as attorneys and judges, leading our counties, cities, and state as elected officials, and contributing to a greater quality of life through civic engagement and volunteerism.

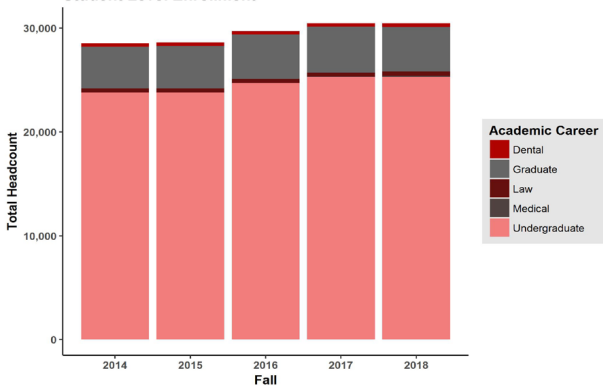
Visit unlv.edu/about to learn more.

Did you know?

By 2025, UNLV is estimated to bring increased spending to Nevada, generating \$3.33 billion in local economic activity and supporting more than 19,000 direct and indirect jobs. This includes an economic impact of \$468 million, with direct spending of \$165 million, generated by the UNLV School of Medicine.

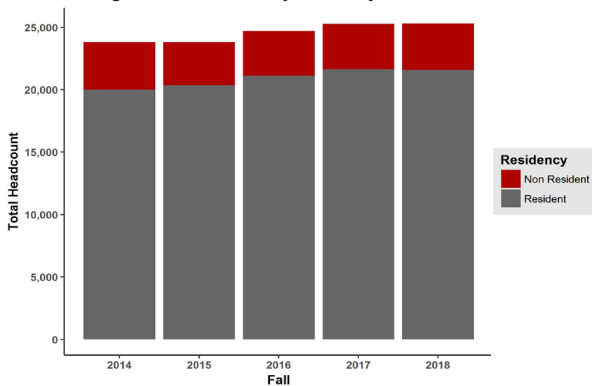
Additional economic value exists in the education provided to students and the enduring effects of research and development, advanced science and technology, and a highly-trained and globally-competitive workforce, all of which help attract new industries that further diversify Nevada's economy.

Student Level Enrollment



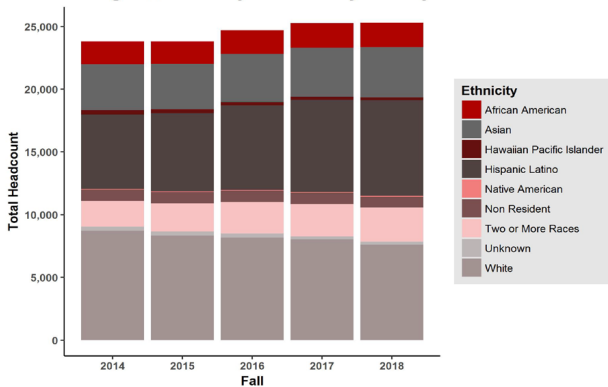
FALL	UNDERGRADUATE	GRADUATE	DENTAL	LAW	MEDICAL	TOTAL
2014	23,813	4,010	324	391		28,538
2015	23,801	4,106	327	386		28,620
2016	24,715	4,288	326	391		29,720
2017	25,282	4,429	339	377	60	30,487
2018	25,288	4,298	350	418	120	30,474

Undergraduate Enrollment by Residency



FALL	RESIDENT	NONRESIDENT	TOTAL
2014	20,003	3,810	23,813
2015	20,354	3,447	23,801
2016	21,109	3,606	24,715
2017	21,648	3,634	25,282
2018	21,575	3,713	25,288

Undergraduate Minority Enrollment by Ethnicity



FALL	AFRICAN AMERICAN	ASIAN	HISPANIC LATINO	NATIVE AMERICAN	HAWAIIAN PACIFIC ISLANDER	TWO OR MORE RACES	MINORITY TOTAL
2014	1,814	3,667	5,937	71	343	2,057	13,889
2015	1,794	3,605	6,233	53	305	2,230	14,220
2016	1,920	3,820	6,739	54	261	2,492	15,286
2017	1,980	3,920	7,339	57	238	2,582	16,116
2018	1,931	4,004	7,632	78	225	2,706	16,576

Spotlight: Undergraduate Kevin Ashi

Aspiring physician Kevin Ashi's mission to solve global public health challenges is a path paved through life experiences, hard work, and a philosophy built on taking chances.

As an American child growing up in a rural Mexican town, his experience with health care was simple: you only go to the doctor when you're really sick.

So when he moved with his parents to Las Vegas eight years ago, he was surprised to see the positive impact preventive care has on quality of life.

"I normalized disease growing up without ever considering prevention as a strategy to combat it," said Ashi, a biology/pre-med major and member of UNLV's Honors College who graduated in December. "Access to preventive care is so critically needed, but sadly missing, in so many places around the world."

After graduating from Las Vegas' Palo Verde High School in 2014, Ashi came to UNLV on a mission to forge a career path dedicated to underserved people and increasing the availability of preventive health care around the world.

He participated in undergraduate research, studied abroad, and tutored students in the Academic Success Center. He's also lobbied for STEM research funding in Washington, D.C., and he spent the summer of 2018 in Peru as part of Harvard University's Multidisciplinary International Research Training program.

As a sophomore in 2016, Ashi and four of his peers—all aspiring physicians—co-founded the Latino Pre-Med Student Association to encourage young Latinos to pursue a career in health care fields. Just three years later, the group is growing and maintains a strong focus on education and outreach events in local schools.

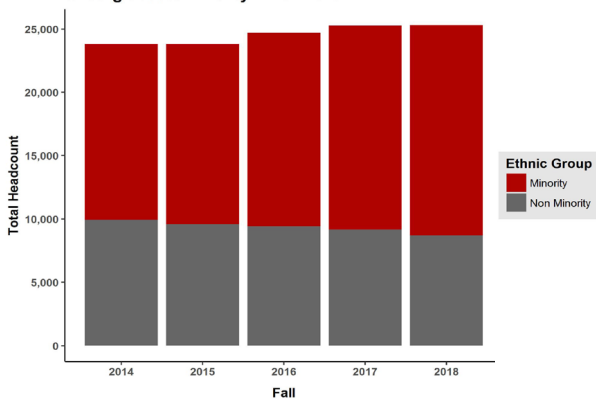
Ashi's advice for fellow and future college students?

"Don't be afraid to take chances."

Did you know?

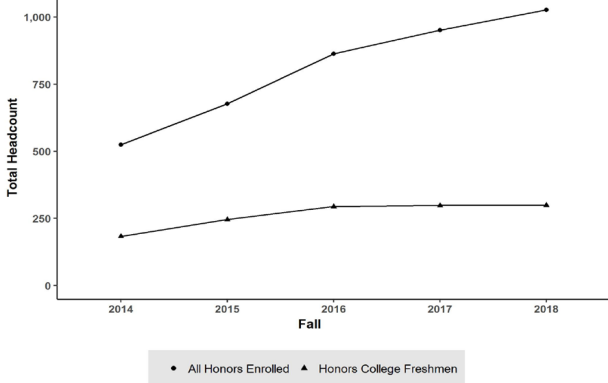
The UNLV Honors College attracts top undergraduates from Nevada and throughout the nation and is a partner with discipline colleges at the university in which Honors students pursue academic majors. The college is booming with more than 1,000 students—beyond doubling its enrollment since 2012. The Honors Fall 2018 incoming class held the strongest collective credentials in the college's history, boasting an average high school GPA of 3.89, and scores averaging 27 for ACT and 1,300 for SAT.

Undergraduate Minority Enrollment



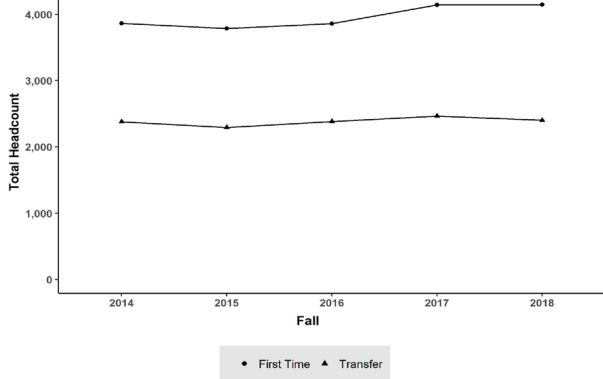
FALL	MINORITY	NON MINORITY	TOTAL
2014	13,889	9,924	23,813
2015	14,220	9,581	23,801
2016	15,286	9,429	24,715
2017	16,116	9,166	25,282
2018	16,576	8,712	25,288

Honors College Enrollment



FALL	HONORS COLLEGE FRESHMEN	ALL HONORS ENROLLED
2014	183	525
2015	246	677
2016	294	863
2017	298	951
2018	299	1,027

New Freshmen and Transfer Enrollment



FALL	NEW FRESHMEN	TRANSFER STUDENTS	TOTAL
2014	3,865	2,378	6,243
2015	3,784	2,294	6,078
2016	3,859	2,384	6,243
2017	4,140	2,465	6,605
2018	4,144	2,401	6,545

Spotlight: UNLV School of Medicine

The UNLV School of Medicine—fully funded and operational—is changing the health care landscape in Southern Nevada. The school is an emerging leader in medical education and innovative practice that's training future Nevada physicians, driving research breakthroughs, and helping meet the health care needs of the state's growing and diverse population.

Innovative Education

The School of Medicine's 120 students are academically gifted, community connected, diverse, and—though they come from colleges and universities nationwide—all have strong ties to the Silver State.

Each of the classes arrived on campus with GPAs and test scores above the national average, and the charter class is excelling on national board exams typically taken at the end of year two. Nearly 25 percent of students in the school are the first in their family to attend college, and 23 percent are from traditionally underrepresented populations.

Training Specialists

In addition to its 120 students, the UNLV School of Medicine has 278 residents and 35 fellows who are treating patients while receiving advanced graduate specialty education in areas ranging from general surgery and pediatrics to family medicine and psychiatry. Because doctors tend to stay in communities where they train in their specialties, these programs will help flip the script on Nevada's physician shortage.

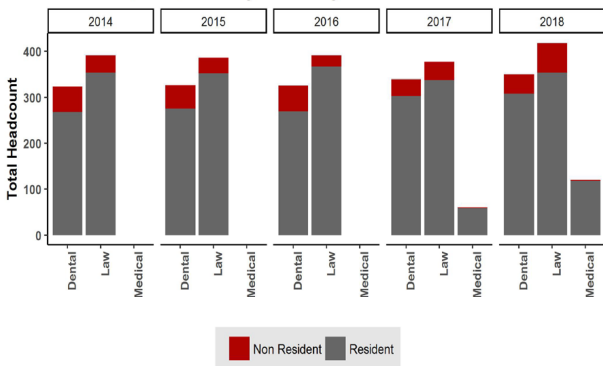
Research for Nevada and Beyond

UNLV's physician-researchers are generating knowledge that will have an immediate and lasting impact on treatment and patient care in our community and beyond. Examples include:

- Dr. Buddha Dawn, who investigates the potential for adult stem cells to regenerate heart tissue damaged during a heart attack.
- Dr. Deborah Kuhls who, along with her team, created a statewide database with funds from the Nevada Office of Traffic Safety to study traffic-related injuries, particularly hard medical costs and outcomes of risk-taking behavior on Nevada's roadways.

Learn how UNLV's School of Medicine is improving the health of Southern Nevadans at unlv.edu/medicine

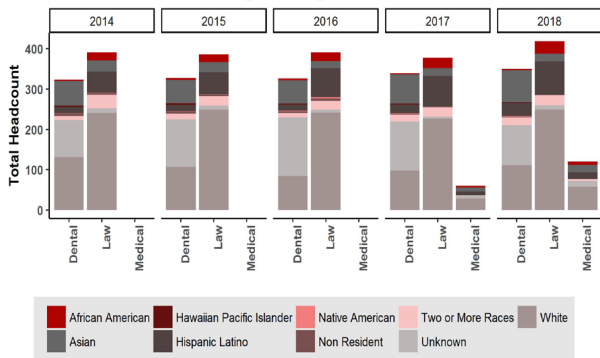
Professional Enrollment by Residency



	FALL CAREER	RESIDENT	NONRESIDENT
2014	Dental	268	56
2014	Law	353	38
2015	Dental	276	51
2015	Law	352	34
2016	Dental	270	56
2016	Law	367	24
2017	Dental	303	36
2017	Law	338	39
2017	Medical	59	*
2018	Dental	308	42
2018	Law	353	65
2018	Medical	118	*

Note: * represents values less than or equal to 5

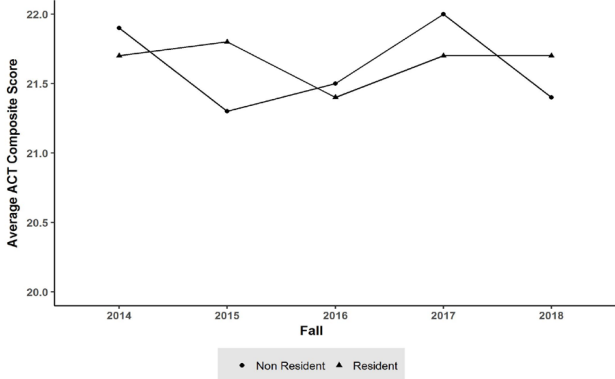
Professional Enrollment by Ethnicity



CAREER	ETHNICITY	FALL 2014	FALL 2015	FALL 2016	FALL 2017	FALL 2018
Dental	African American	*	*	*	*	*
Dental	Asian	61	58	58	72	78
Dental	Hawaiian Pacific Islander	*	*	*	*	*
Dental	Hispanic Latino	16	16	15	22	33
Dental	Native American	*	*	*	*	*
Dental	Two or More Races	10	14	11	17	19
Law	African American	20	20	22	26	31
Law	Asian	28	25	18	19	19
Law	Hispanic Latino	52	54	71	74	82
Law	Native American	*	*	*		
Law	Two or More Races	33	24	22	23	25
Medical	African American				*	8
Medical	Asian				10	18
Medical	Hispanic Latino				9	17
Medical	Two or More Races					*

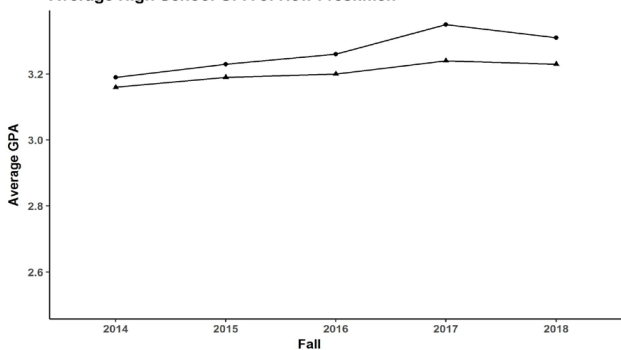
Note: * represents values less than or equal to 5

Average ACT Scores of New Freshmen



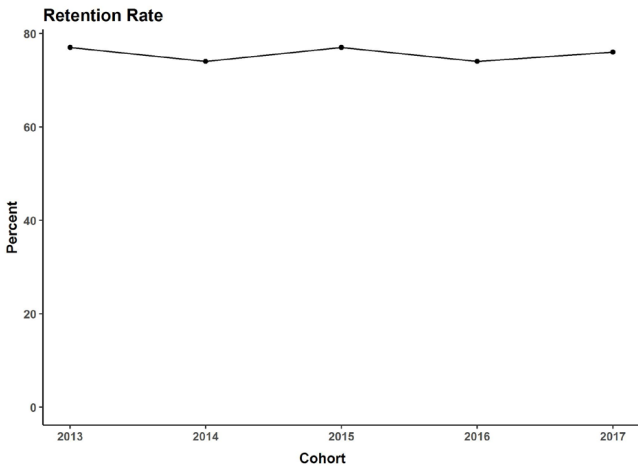
FALL	RESIDENT COMPOSITE	NON RESIDENT COMPOSITE	TOTAL COMPOSITE
2014	21.7	21.9	21.7
2015	21.8	21.3	21.7
2016	21.4	21.5	21.4
2017	21.6	21.9	21.7
2018	21.7	21.4	21.7

Average High School GPA of New Freshmen



• Non Resident ▲ Resident

FALL	RESIDENT	NONRESIDENT	TOTAL
2014	3.16	3.19	3.17
2015	3.19	3.23	3.20
2016	3.20	3.26	3.22
2017	3.24	3.35	3.27
2018	3.23	3.31	3.25



COHORT	CONTINUED TO SECOND YEAR
2013	77%
2014	74%
2015	77%
2016	74%
2017	76%

Spotlight: Innovation in Academics

UNLV's academic programs are crossing boundaries and blending fields to develop innovative approaches to health care, entertainment engineering, and more.

Healthcare Interior Design

A new program at UNLV is challenging students to take a patient-centered approach, rethinking living spaces to support recovery and long-term health. UNLV's master of healthcare interior design, among the first programs of its kind in North America, blends neuroscience, psychology, and architecture to improve quality of life for individuals adjusting their daily routines due to chronic injury, disease, or the effects of aging. Visit unlv.edu/architecture/m-hid to learn more about the program.

Esports

Resorts and casinos are betting on the next big thing in gaming: esports. As one of the first universities to launch an esports program, and home of the Mountain West eSports Showdown champion team "8-bit," UNLV is all in for shaping this emerging field of entertainment. UNLV's esports lab immerses students in the multifaceted industry of electronic gaming, integrating big data related to gamer and fan behavior. Get the latest on this program at unlv.edu/igi/esports

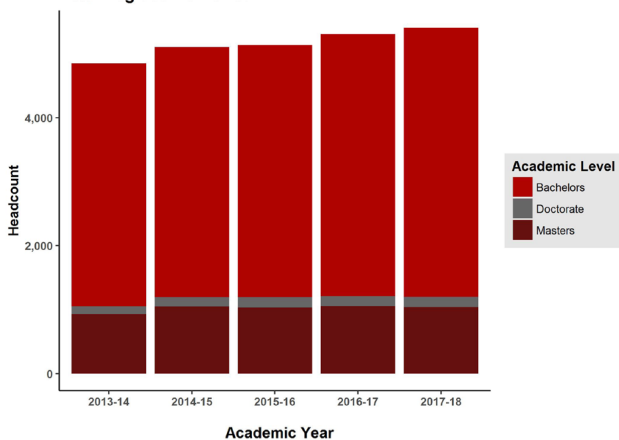
Entertainment Engineering

What happens when you blend the expertise of an engineer with the creativity of an artist? A bit of a renaissance, perhaps. Students in UNLV's entertainment engineering program gain scientific know-how, artistic sensibility, and the skills to tackle challenges in a variety of professional roles. The academic program's graduates enter their career field understanding construction fabrication techniques with a fine arts foundation to identify elegant, technically sound solutions. Students and alumni have gone on to intern or work with Universal Studios, Pixar, Walt Disney Imagineering, Cirque du Soleil, and Scientific Games. Visit unlv.edu/eed to learn more about the program.

Drone Pilot Certification

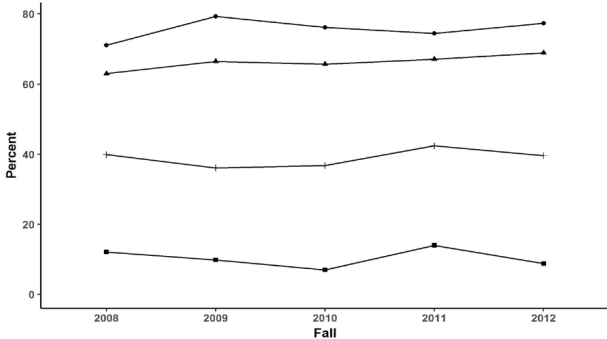
From delivering pizza to dispersing emergency services, unmanned aircraft systems offer promising technological advances across a broad swath of industries. Drones are being utilized to map forests and agricultural plots, assess damage and locate victims in natural disasters, and provide a bird's eye view of sporting events and real estate. UNLV's Unmanned Aircraft Systems certificate program prepares pilots through classroom and online instruction and in flight labs. Hands-on, interactive flight instruction builds students' competence in managing flight operations. UNLV's certificate program meets the American Society for Testing and Materials (ASTM) standards for remote pilots and the trusted operator program levels one and two.

Total Degrees Conferred



ACADEMIC YEAR	BACHELOR	MASTER	DOCTORAL	TOTAL
2013-14	3,800	929	124	4,853
2014-15	3,910	1,046	150	5,106
2015-16	3,944	1,031	166	5,141
2016-17	4,095	1,056	155	5,306
2017-18	4,206	1,039	162	5,407

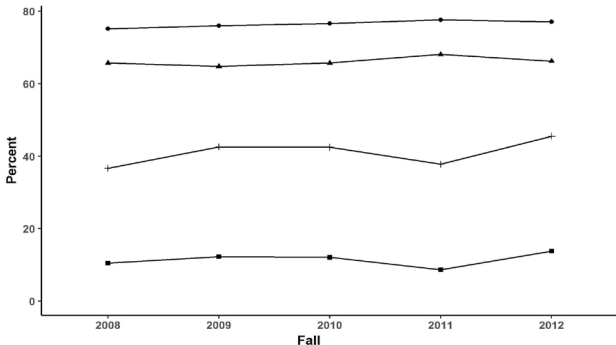
Persistence and Graduation of New Freshmen Minorities



● Retained to 2nd Fall ▲ Retained to 3rd Fall ■ Four Year Graduation + Six Year Graduation

COHORT	RETAINED TO 2 ND FALL	RETAINED TO 3 RD FALL	FOUR YEAR GRADUATION	SIX YEAR GRADUATION
2008	71.1%	63.0%	12.1%	39.9%
2009	79.3%	66.5%	9.8%	36.1%
2010	76.2%	65.7%	7.0%	36.8%
2011	74.5%	67.1%	14.0%	42.4%
2012	77.4%	68.9%	8.8%	39.6%

Persistence and Graduation of New Freshmen Non-minorities



• Retained to 2nd Fall ▲ Retained to 3rd Fall ■ Four Year Graduation + Six Year Graduation

COHORT	RETAINED TO 2 ND FALL	RETAINED TO 3 RD FALL	FOUR YEAR GRADUATION	SIX YEAR GRADUATION
2008	75.2%	65.7%	10.5%	36.7%
2009	76.0%	64.8%	12.3%	42.6%
2010	76.6%	65.7%	12.1%	42.5%
2011	77.6%	68.1%	8.7%	37.8%
2012	77.1%	66.2%	13.8%	45.5%

Spotlight: Diversity

UNLV's faculty and staff are committed to creating an environment where students thrive as they prepare for fulfilling careers and lives. Eighty-five percent of UNLV's students are Nevada residents and reflect the diverse electorate that exists in the Silver State. More than 65 percent of UNLV's undergraduate students identify as part of a racial or ethnic minority, and more than 30 percent are Hispanic.

More than 1,850 military-affiliated students attend UNLV and the university ranks among the best colleges in the nation for serving veterans.

A multifaceted student population calls for a robust, dynamic offering of support services to meet their needs and prepare them to enter the workforce. Examples of our support services include:

The Intersection

This academic multicultural resource center is a one-stop-shop to help students navigate the higher education environment. The Intersection serves as a place of belonging for all students—especially first-generation students and students of color—where they can ask questions and learn about the academic environment. Learn more about the Intersection at unlv.edu/intersection

The Center for Academic Enrichment and Outreach

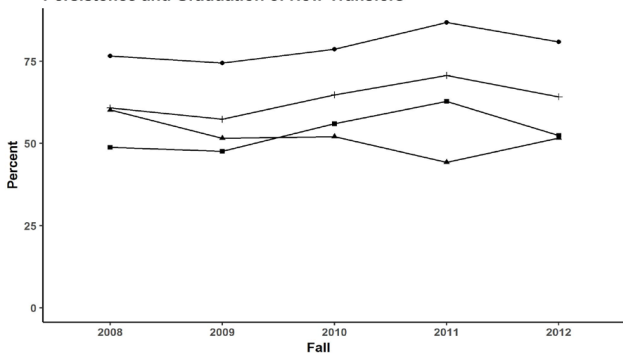
Launched with its first federal grant in 1967, the Center for Academic Enrichment and Outreach (CAEO) has expanded significantly from serving 50 students that first year to reaching 25,000 individuals every year. Supported by the nation's largest set of federally funded service programs, the center engages middle school and high school students and parents, displaced adults pursuing a postsecondary education, and educators seeking to enhance their skills. Find more information on the center at caeo.unlv.edu

Military and Veteran Services Center

UNLV is honored to serve those who serve our country. The Military and Veteran Services Center, staffed with veterans and VA Education Benefits-experienced staff, works with active duty service members, veterans, dependents, reservists, and National Guard members. The center offers resources related to financial aid, housing, mentorship, and job fairs, and fosters connections between military-affiliated students vital to their college and career success.

UNLV has earned recognition as a “Best for Vets” university and is ranked in the top 15 percent of veteran-friendly campuses. UNLV also sponsors a nationally recognized Student Veterans Organization. Read more about the center at unlv.edu/veterans

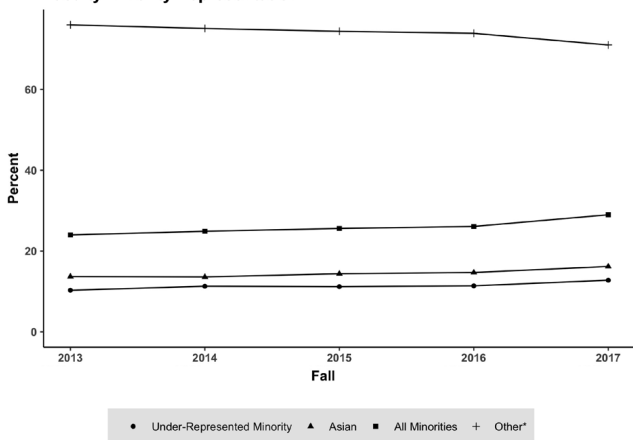
Persistence and Graduation of New Transfers



• Retained to 2nd Fall ▲ Retained to 3rd Fall ■ Four Year Graduation + Six Year Graduation

COHORT	RETAINED TO 2 ND FALL	RETAINED TO 3 RD FALL	FOUR YEAR GRADUATION	SIX YEAR GRADUATION
2008	76.6%	60.2%	48.8%	60.8%
2009	74.5%	51.6%	47.6%	57.4%
2010	78.7%	52.1%	56.0%	64.8%
2011	86.8%	44.3%	62.8%	70.7%
2012	80.9%	51.7%	52.4%	64.2%

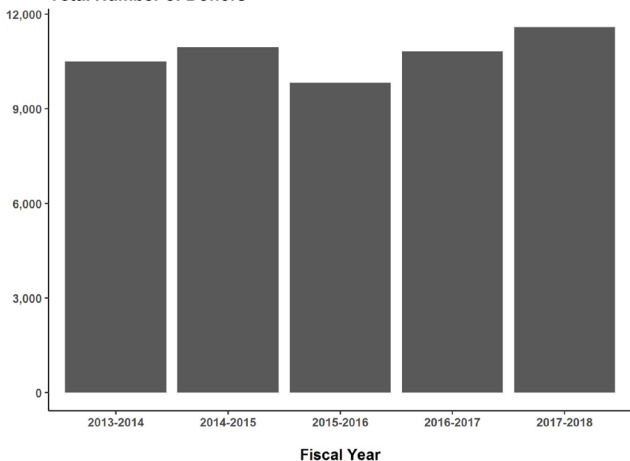
Faculty Minority Representation



FALL	UNDER-REPRESENTED MINORITY	ASIAN	ALL MINORITIES	OTHER*
2013	10.3%	13.7%	24.0%	76.0%
2014	11.3%	13.6%	24.9%	75.1%
2015	11.2%	14.4%	25.7%	74.4%
2016	11.4%	14.7%	26.1%	73.9%
2017	12.8%	16.2%	29.0%	71.0%

Note: Other includes White, Non-Resident Alien, and Unknown Race-Ethnicity

Total Number of Donors



FISCAL YEAR	TOTAL NUMBER OF DONORS
2013-2014	10,510
2014-2015	10,954
2015-2016	9,835
2016-2017	10,832
2017-2018	11,595

Spotlight: Hospitality Hall

Just in time for its 50th anniversary, UNLV's Harrah College of Hospitality began 2018 with the opening of its new academic building, Hospitality Hall.

A public-private partnership, the \$59 million project was funded through both state and private sources. Hospitality Hall is a bridge between the hospitality/gaming industry, UNLV faculty, and the students who will make up the next generation of industry visionaries.

Inspired by the atmosphere of a boutique hotel, the 93,500-square-foot Hospitality Hall was designed "for the industry, by the industry." The impressive building's balconies feature picturesque views of the Las Vegas Strip, offices and tech-connected classrooms co-exist on every floor, and the full production kitchen and student-led coffee shop highlight innovative cuisine. In short: it has all the bells and whistles you'd expect from the world's top hospitality college.

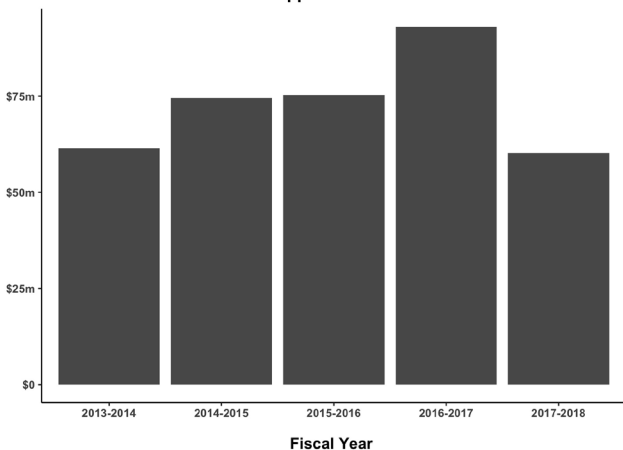
It may also be the only academic building in America with its own putting green, which welcomes visitors to the Dwaine Knight Center for Golf Management. The center is home to UNLV's Professional Golf Management program, one of just 18 PGA-accredited programs in the nation, and the only one tied to a College of Hospitality.

Visit unlv.edu/hospitality to learn more.

"This is not just a building for students to take classes in; it's a reflection of our philosophy of integrating our curriculum with the industry."

— Stowe Shoemaker – Dean, Harrah College of Hospitality

Total Gift and Commitment Support



FISCAL YEAR	TOTAL GIFT & COMMITMENTS
2013-2014	\$61,479,617
2014-2015	\$74,500,000
2015-2016	\$75,300,000
2016-2017	\$93,027,019
2017-2018	\$60,248,375

Note: Total New Cash and Cash Equivalents + New Pledges and New Estate Commitments - Does not Include Payments from Previous Year Pledges

Spotlight: UNLV Institute Makes Medicine Personal

Imagine that you're diagnosed with a disease and your doctor has five common treatment options to consider—some might work, some won't.

Your doctor could start with the treatment option that works for most and refine from there. Or they could look to your unique genetic makeup—your DNA—which already encodes the blueprint for effective treatment and disease prevention personalized to you.

Personalized medicine is revolutionizing how we individualize care for patients, and UNLV—through its Nevada Institute of Personalized Medicine—is playing a central role in the growth and development of this emerging field.

The institute, led by UNLV life sciences professor Martin Schiller, was recently awarded an \$11.4 million grant from the National Institutes of Health to build Nevada's first center of excellence in personalized medicine.

Over the next five years, scientists from UNLV and partner institutions will advance research in personalized medicine by doing things like decoding genes to better predict disease susceptibility, and by finding ways to more easily sift through myriad treatment options and fine-tune drug dosages.

The program will also fund research grants aimed at creating a pipeline of scientists and universities working to make personalized medicine in Nevada a reality.

Formed initially through seed funding from the State of Nevada's Knowledge Fund, the institute draws together scientists from different disciplines to improve human health through research and technology commercialization, education, and workforce training. Research activity from the institute has already generated two start up companies.

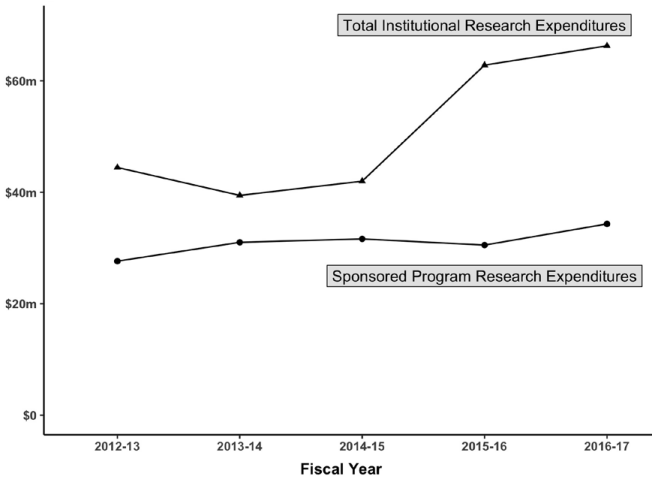
Learn more at unlv.edu/nipm

Did you know?

Students—both undergrads and graduates—are regularly engaged in the institute's work, gaining real-world experience, and getting published, through research supported by the nation's premier granting agencies.

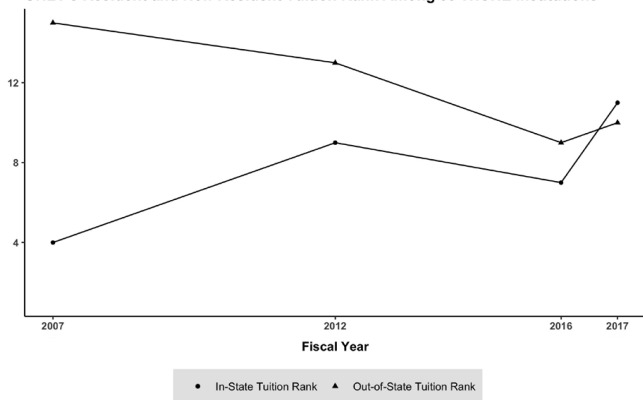
Surbhi Sharma graduated with a Ph.D. in December 2018, along the way earning 11 research grants and presenting her work at nine professional conferences. She advanced research on minimotifs—a database that helps researchers identify new functions in proteins and how mutations cause diseases. She now works as a post-doctoral fellow in the institute.

Research Expenditures



FISCAL YEAR	SPONSORED PROGRAM RESEARCH EXPENDITURES	TOTAL INSTITUTIONAL RESEARCH EXPENDITURES
2012-2013	\$27,649,163	\$44,457,000
2013-2014	\$31,027,377	\$39,448,000
2014-2015	\$31,641,467	\$42,000,000
2015-2016	\$30,530,900	\$62,825,000
2016-2017	\$34,329,627	\$66,285,000

UNLV's Resident and Non-Resident Tuition Rank Among 39 WICHE Institutions

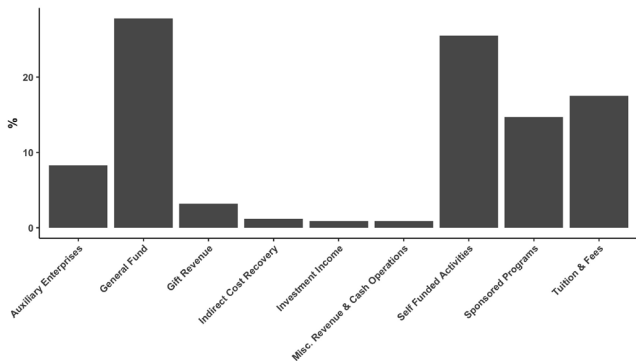


FISCAL YEAR	IN-STATE TUITION RANK	OUT-OF-STATE TUITION RANK
2007	4	15
2012	9	13
2016	7	9
2017	11	10

Notes:

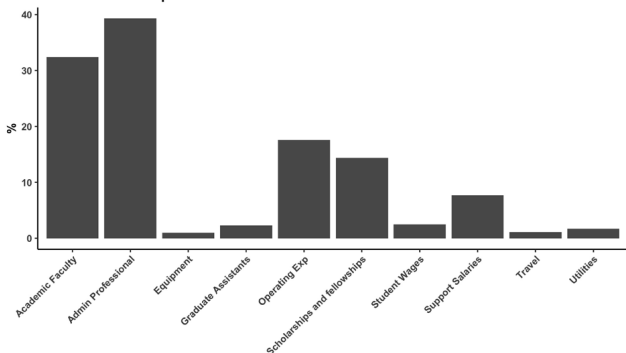
1. This ranking is from lowest (1) undergraduate tuition cost to highest (39).
2. WICHE is Western Interstate Commission for Higher Education.
3. Includes public, four-year, high and very high research institutions.

2017-18 Actual Revenue



Auxiliary Enterprises	8.3%
General Fund	27.8%
Gift Revenue	3.2%
Indirect Cost Recovery	1.2%
Investment Income	0.9%
Misc. Revenue & Cash Operations	0.9%
Self-Funded Activities	25.5%
Sponsored Programs	14.7%
Tuition & Fees	17.5%
Total Revenue Budget	100%
Total Actual Revenue	\$805,502,963

2017-18 Actual Expenditures



Academic Faculty	32.4%
Admin Professional	19.3%
Equipment	1.0%
Graduate Assistants	2.3%
Operating Exp	17.6%
Scholarships and Fellowships	14.4%
Student Wages	2.5%
Support Salaries	7.7%
Travel	1.1%
Utilities	1.7%
Total Expenditure Budget	100%

Spotlight: Economic Development

UNLV stimulates economic development and diversification through deepening and expanding connections with new and existing partners. Such collaborations create monumental impact in the Silver State, and UNLV is partnering with industry to build degree and professional development programs and conduct research that addresses today's challenges.

The 122-acre UNLV Harry Reid Research and Technology Park is an example of a partnership that will bring together business, research, and technology while advancing economic development efforts in Southern Nevada. Once fully developed, the technology park is estimated to create up to 25,000 new jobs and generate as much as \$2.6 billion in direct and indirect economic impact for the state. For more information, visit unlvtechpark.com

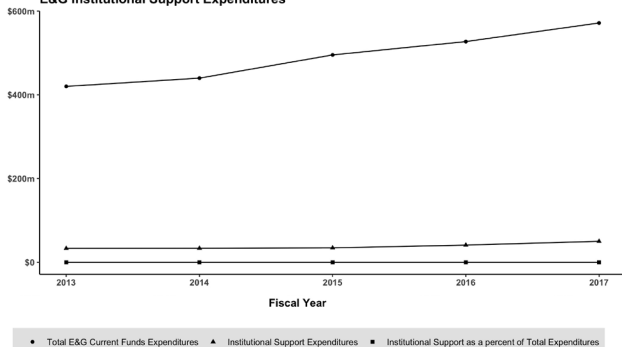
UNLV is an incubator for innovation and a center for research, evaluation, and preparation. For example, the Lee Business School's Troesh Center for Entrepreneurship and Innovation brings knowledge and research related to entrepreneurship to students, faculty, and the community. UNLV students partner with entrepreneurs and leaders in the business community through the center's Rebel Venture Fund, a student-led venture capital fund. Learn more at entrepreneurship.unlv.edu

Did you know?

- Including indirect effects, UNLV generated more than \$2.51 billion in local economic activity during 2017.
- UNLV's direct economic impact, accounting for university employment and expenditures, student expenditures, and visitor spending is estimated at nearly \$1.23 billion.
- Every dollar the state invested in UNLV generated \$12.50 in economic activity in Southern Nevada.
- Each dollar of student off-campus spending generated approximately \$2.04 of economic activity in Southern Nevada.
- Of UNLV's 120,000 alumni, more than 58 percent reside in Clark County. That means one-fifth of the county's workforce with a bachelor's degree or higher graduated from UNLV.
- By 2025, UNLV as a top tier university will generate about \$3.33 billion in economic activity and more than 19,000 direct and indirect jobs.

Learn more about UNLV's research and economic development at unlv.edu/research/econdev

E&G Institutional Support Expenditures



FISCAL YEAR	TOTAL E&G CURRENT FUNDS EXPENDITURES	INSTITUTIONAL SUPPORT EXPENDITURES	INSTITUTIONAL SUPPORT AS A PERCENT OF TOTAL EXPENDITURES
2013	\$420,264,000	\$33,287,000	7.9%
2014	\$439,952,000	\$33,590,000	7.6%
2015	\$495,400,000	\$34,600,000	7.0%
2016	\$527,300,000	\$41,200,000	7.8%
2017	\$571,700,000	\$50,200,000	8.8%

Note: The above data has been restated as a result of a change in the way that IPEDS categorizes Institutional Support Expenditures.



unlv.edu

Produced by the
OFFICE OF DECISION SUPPORT
AND
DIVISION OF INTEGRATED MARKETING AND BRANDING